

# School Report Card 2021 - 2022

For more detailed information, please visit <https://msrc.mdek12.org>.



## Bramlett Elementary School

Oxford School District



225 BRAMLETT BOULEVARD  
Oxford, MS 38655



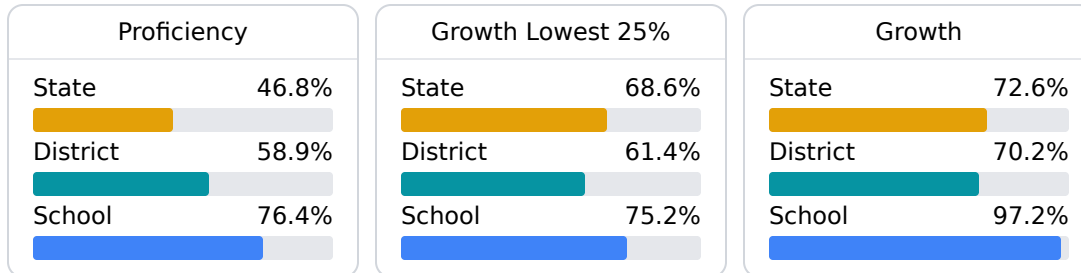
Clemmisa Presley  
kfinnie@oxfordsd.org

### School Accountability Grade Components

Mississippi's accountability system assigns "A" through "F" letter grades for schools and districts. Grades are based on student achievement, student growth, student participation in testing, and other academic measures. COVID-19 pandemic disruptions continue to be reflected in 2021-2022 accountability data, particularly growth data. Growth calculations for some high school students required measuring growth from the 2018-2019 school year, and overall student performance on assessments improved since the first full year of pandemic-era schooling in 2020-2021. Additionally, students did not have to pass end-of-course high school assessments in 2020-2021, which affected the 2021-22 graduation rate.

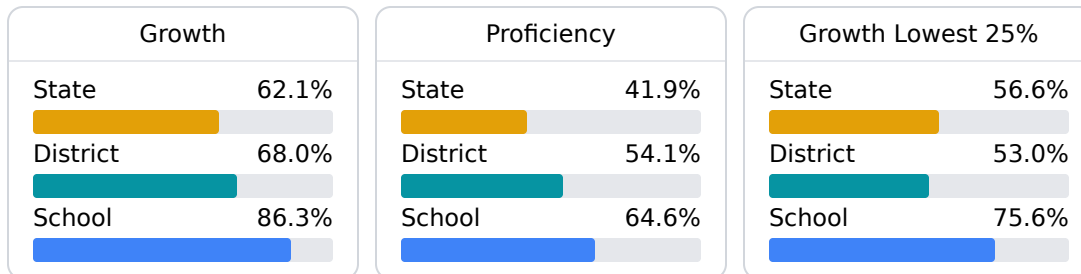
#### Math

Measurements of student performance on the statewide math assessment.



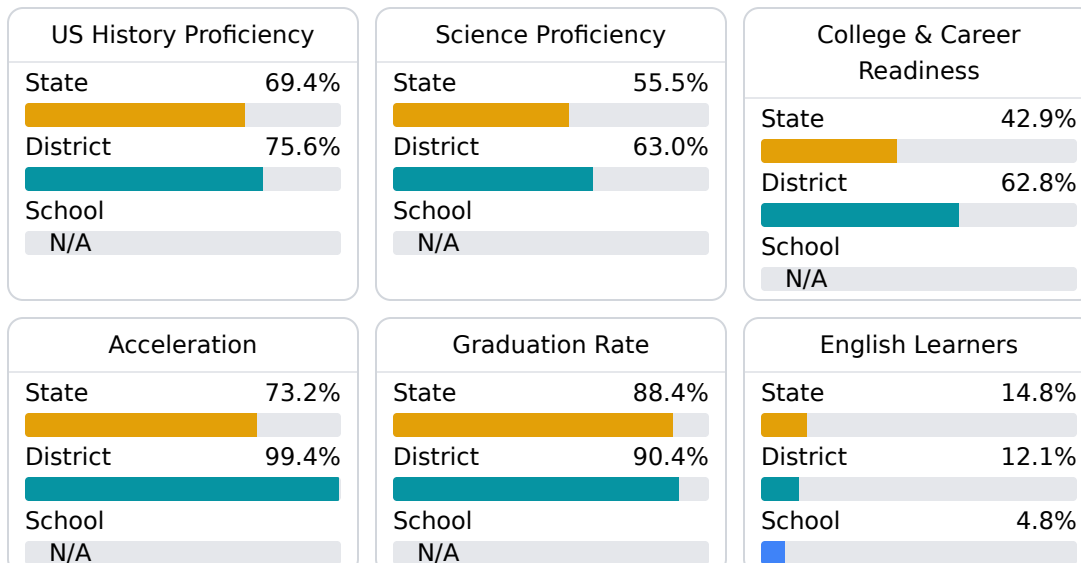
#### English

Measurements of student performance on the statewide English language arts (ELA) assessment.



#### Other Measures

Other measurements of student performance that factor into the accountability grade.



### Teacher Data

40.0

Teachers



83.1%

Experienced Teachers

0.0%

Provisional Teachers

100.0%

In-Field Teachers

## Detailed Assessment and Other Data

### Student Performance

The following information shows each level of student performance on statewide assessments.

#### Math

Level 1	Level 2	Level 3	Level 4	Level 5
State 7.0%	State 19.3%	State 27.3%	State 31.5%	State 15.0%
District 0-10%	District 11-20%	District 21-30%	District 31-40%	District 21-30%
School N/A	School N/A	School N/A	School N/A	School N/A
Minimal	Basic	Passing	Proficient	Advanced

#### English

Level 1	Level 2	Level 3	Level 4	Level 5
State 8.6%	State 18.9%	State 31.3%	State 29.1%	State 12.1%
District 6.1%	District 14.0%	District 27.4%	District 33.3%	District 19.3%
School N/A	School N/A	School N/A	School N/A	School N/A
Minimal	Basic	Passing	Proficient	Advanced

#### Science

Level 1	Level 2	Level 3	Level 4	Level 5
State 11.0%	State 12.4%	State 22.5%	State 34.7%	State 19.4%
District 8.4%	District 10.9%	District 19.4%	District 36.8%	District 24.5%
School N/A	School N/A	School N/A	School N/A	School N/A
Minimal	Basic	Passing	Proficient	Advanced

### Discipline

<10

Incidents of Violence

<5%

Out-of-School Suspension

<5%

School-Based Arrests \*

<5%

Referred to Law Enforcement \*

\* Source: 2017-2018 Civil Rights Data Collection

### Other Data



19.3%

Chronic Absenteeism