

District Report Card 2022 - 2023

For more detailed information, please visit <https://msrc.mdek12.org>.



Oxford School District

Oxford, MS



200 OUS DRIVE
Oxford, MS 38655



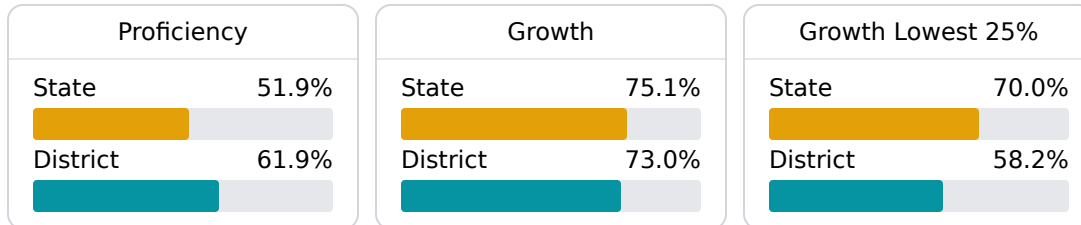
William B. Roberson
wbroberson@oxfordsd.org

School Accountability Grade Components

Mississippi's accountability system assigns "A" through "F" letter grades for schools and districts. Grades are based on student achievement, student growth, student participation in testing, and other academic measures.

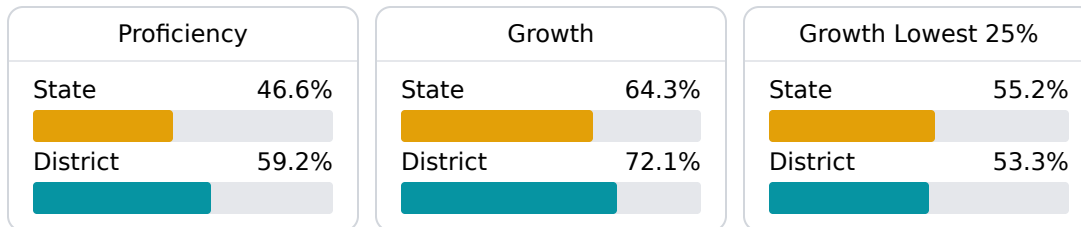
Math

Measurements of student performance on the statewide math assessment.



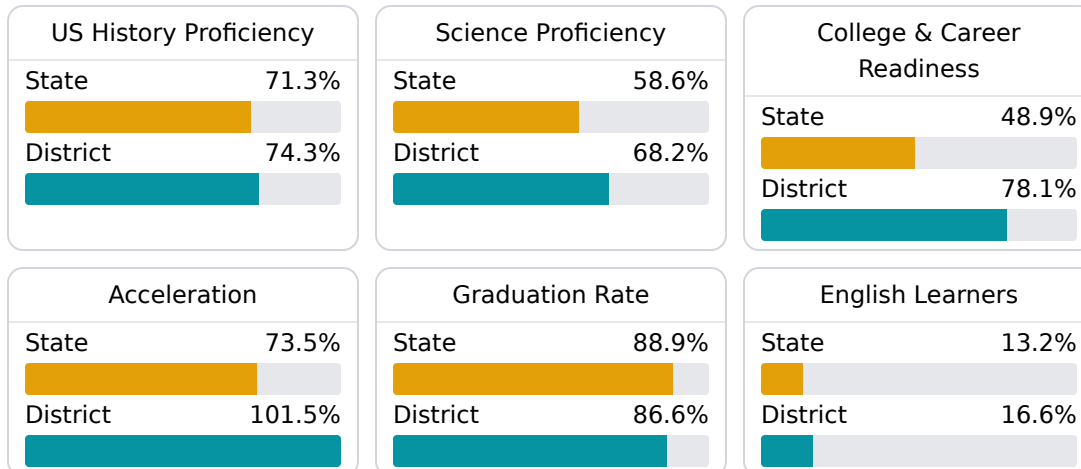
English

Measurements of student performance on the statewide English language arts (ELA) assessment.



Other Measures

Other measurements of student performance that factor into the accountability grade.



Teacher Data

321.7

Teachers



80.1%

Experienced Teachers

0.6%

Provisional Teachers

98.5%

In-Field Teachers

Detailed Assessment and Other Data

Student Performance

The following information shows each level of student performance on statewide assessments.

Math

Level 1	Level 2	Level 3	Level 4	Level 5
State 0-10%	State 11-20%	State 21-30%	State 31-40%	State 11-20%
District 0-10%	District 11-20%	District 21-30%	District 31-40%	District 21-30%
Minimal	Basic	Passing	Proficient	Advanced

English

Level 1	Level 2	Level 3	Level 4	Level 5
State 8.3%	State 17.0%	State 29.7%	State 29.3%	State 15.7%
District 7.2%	District 12.4%	District 24.4%	District 32.1%	District 23.9%
Minimal	Basic	Passing	Proficient	Advanced

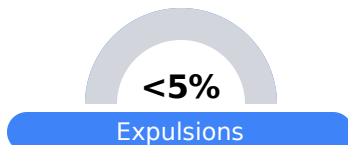
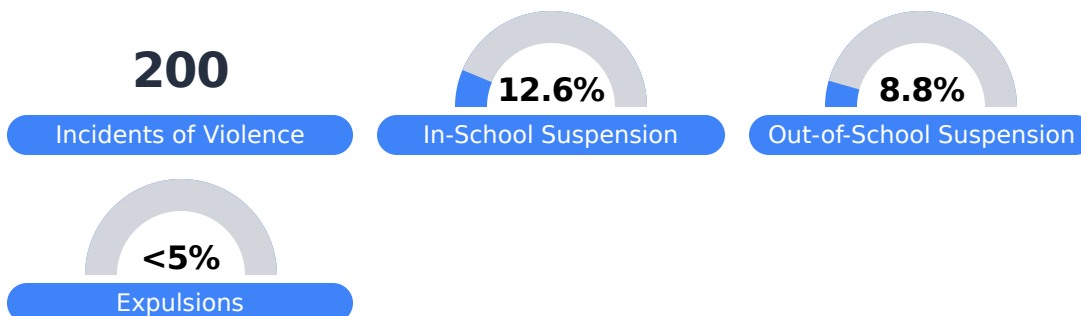
Science

Level 1	Level 2	Level 3	Level 4	Level 5
State 11.4%	State 11.9%	State 20.8%	State 33.6%	State 22.3%
District 10.3%	District 9.5%	District 17.8%	District 30.5%	District 31.9%
Minimal	Basic	Passing	Proficient	Advanced

Student Assessment Participation



Discipline



Other Data



23.7 %

Chronic Absenteeism



78.2 %

Post-Secondary Enrollment



79.9%

Advanced Course Participation